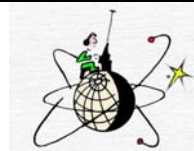




Printed Circuit



– January 2012 –

Published by the Southwest Iowa Amateur Radio Club Inc.

SWIARC meets the 4th Thursday of every month at the Loess Hills Red Cross Chapter

Charles E. Lakin Human Services Campus

705 N. 16th Street Council Bluffs, IA 51501

<http://www.swiarc.org>

Dec. Dinner Meeting

We didn't quite get 30 people to show up for the Chinese Buffet dinner, but among them were nine women, XYLs, YLs, and a Harmonic (Brian's KM0Y). One member even showed who didn't favor Chinese, just came by to enjoy the conversation. There were nine (9) gifts wrapped up, and here's who got them:

NOGR ARCHER SWR & F/S meter
in orig wood-look cabinet

NOGWX (Brian KM0Y's XYL)
ream of white paper

KD0HZF Coax w/black plaid jacket
& Copper-brown coax

HZFsXYL 4 piece Plier set

K0LUW bottle of liquid tape
& 4 rolls of colored tape

KCOMUX red (H/F) digital voltmeter
2 x 9V batt & ARRL manual

N0SNW 6 foot HDMI cable

KB0UWR 2 x 21,000 uF @ 100VDC caps

KE4YQD Repeater Dir. 2010-2011
& solar pwr yard lite



KM0Y, Marcia & WB0GXD; KE4YQD

The Action 2012

Jan 28 ANITA IA - FREE Flea Mkt
Sat "Cabin Fever Reliever"
8-12 by Steve N0ORU
FREE adm. FREE tables
FREE coffee I-80 exit 70
3 mi South & 1 mi West

Feb 11 HOMEBREW & QRP mtg
Sat Ashland NE pizza place
11-2

Feb 23 SWIARC mtg @ Red Cross
Thur North 16th St @ 'G' St
7:30 first time back @ Red X

Mar 03 McCLELLAND IA FLEA MKT
Sat SWIARC's annual Fest
8-12 \$4 adm. \$5 tables
Door prizes / No tests
["Dynamically Allocated"
FREE tables to members]

Mar 10 HOMEBREW & QRP mtg
Sat Breadeaux Pizza, Ashland

Mar 17 LINCOLN NE HAMFEST
Sat Event Ctr / 84th & Havelock
8:30 \$8 admitt. \$20 tables
\$10 tables before 01 Mar

Mar 22 SWIARC mtg @ Red Cross
Thur North 16th St @ 'G' St.
7:30 talk-in 7PM on 146.82R-

May 12 CELEBRATE C/B Parade

Jun 23 FIELD DAY nationwide

SWIARC Memberships expired Dec 31
Send ck to Box 661 Co/Blfs 51502
\$15 dues / We accept rprr donats.

Amateur Applications

By Rick Meadows KE4YQD

Since the mid to late 80 the personal computer has played a part in communications. From the earliest iterations, we have searched for more interesting ways to convince the XYL to let us spend money on new toys to do neat things that serve very little purpose whatsoever. But we'll never tell her that!

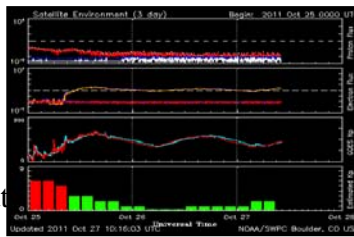
So here I am, with a few more suggestions. Mobile apps.

If ever there were a time to invest \$1000 a year on a contract it is now. Smart phones and amateur radio have gone hand in hand since the first inception in the late 90's. But now that your average smart phone has a processor a ga-jillion times faster than our first computers we can do some really awesome things. From tracking satellites to connecting to echolink while away from a radio, smart phones allow you to do it all.

So here are of some of the best Ham Radio Apps for smart phones!

Ham Radio Ionosphere

This is a great app that allows you to check the current conditions of the ionosphere from the palm of your hand. This is great for you mobile operators or for your next camping trip. This app will show you sunspots, your Kp index and quite a few really colorful maps and charts. It is easy to use, but is really only a shortcut to a lot of information that you would have to look up individually.



Scanner Radio

This is an app that allows you to connect to stations that are broadcasting their audio to radio reference's database of live audio stations. This is a good tool as it allows you to scan police



frequencies without having to pay \$300 for a new digital scanner. Also you can plug your cheap scanner into your computer at home and listen to your favorite repeater from wherever you may be. It is easy to use and costs nothing.

APRS Droid

This is a pay app, that allows you to check in your location from your phone without a radio or computer. It allows you to send and receive messages and see other stations active. It checks in via one of several internet servers that then sends your location to the nearest digipeter.



Satellite AR

This is a really spectacular app that uses Augmented Reality (hence the AR), in other words, it uses its camera and the fancy processor to project the location of actual satellite onto what the camera actually sees. This is nice, if you already have the frequencies of your favorite amateur satellites plugged into your radio, this will help you point your antenna directly at it! The app has a very comprehensive list of space junk to track, and its only downfall is that it isn't made for amateur radio operators, so it doesn't have the freqs plugged in. But it has the prettiest and easiest to use interface, so while it doesn't have the inputs and outputs plugged in, it makes up for it in simplicity and beauty.



QSL Mobile

This is a handy app that you have to pay about \$5 for. It provides you a callsign lookup, which if you already have a smartphone, you can get for free. But where this app excels, is in its repeater database! It



will sort by your location, by your zip code, and by state or band. This has come in handy for me, when I have been in other cities and had no idea what repeaters I could get into or not. Which when compared to the little books we usually use is a - . . . - . . . of a lot better!!! I can't recall how many times I have been out of state and sorted through the book, map in hand, wondering which repeaters were going to be best to use from my hand held.

Echolink

Well duh. I can't say amateur radio and computers without mentioning this app. This is great! It allows you to connect to an echolink server via cellular high speed interwebs or via WI-FI. So this is pretty useful if you are nowhere near an echolink repeater or a computer for that matter. I myself find it very useful when I am traveling and want to check in to one of the local repeaters. It is very easy to use and costs nothing so it is one of the best apps for amateur radio.



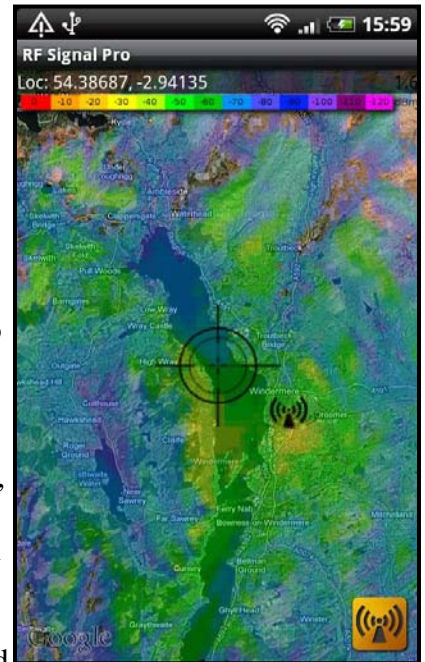
Droid PSK




This app costs \$5. It runs PSK31. It does what it does. Which is all in its name. It is simple to run and provides the familiar waterfall display which spans from 100-2000Hz, and includes a logbook. To use it you can go through the effort to build a cable to plug into the phone and your radio. Or you can just turn the volume up on the radio, and turn VOX on and let it operate that way. Either way works and both get you to the end of a QSO!

RF Signal Pro

This is really just an app for apps sake. Unless you want to see what your projected footprint should be! This is one of the apps I actually bought for \$8+. It allows you to chose a location, the height of the antenna above ground, the quality of the ground, the height of the receiver antenna, and radiated power at the antenna . Then it takes all that junk and makes a pretty map showing relative dBm across a wide area. This allows you to see if raising your antenna up 10 more feet will really be worth it to get into that repeater. Or if from your hole, will running full power actually help that much.



So while the basics of radio waves haven't changed, the ways we see them, use them, and plan them out has certainly evolved.



Would you like to submit an article to the SWIARC Newsletter?

We encourage your involvement. Share your stories, wit, knowledge, experience, and upcoming events here. Submit your articles at a SWIARC Meeting, or by the 10th of each month to steve.a.thomas@hp.com or SWIARC PO Box 661 Council Bluffs, Iowa 51502. Please use this address to also make requests for newsletter re-prints and your feedback of the newsletter.

Happy Scanning!

The Journey (Part I)

By Steve Thomas KD0HVY



Bob The Builder


It was a dark and stormy night... Actually, it was my mind that was dark and stormy. For almost a year, my significant Ham investment rested on our bedroom floor waiting to express itself on the airwaves. I had the gear, I had the books, but I hadn't bit the bullet to pay a professional to run cable through my house.

I learned a year earlier that our neighborhood covenant would not allow outside antennas. What was I to do? Don't these folks realize that a Ham is a benefit to any community?

The board was fair about my request and did some research. The board contacted my friend Terry (KS0L) and inquired if antennas could be established in the attic. Terry contacted me and suggested a practical solution in my attic and There is where it bogged down.



\$\$\$\$\$



Buy 'em books...

So after many sleepless nights, I called upon my father-in-law and a friend of the family, Don Simms W0IGQ. With their help, a plan began to form. Using donated RG8 cable, I laid two 100ft runs. I added two runs of RG59 for my Bearcat scanner and

Shortwave Grundig, and I threw in a 6 wire cable for good measure in case I need some future functionality between my shack and the attic. The attic was dark but spacious and I pushed on with constant name calling by my wife, like "Bob the Builder" and "Paul Bunyan".



I'm so screwed!



ceiling yet, but the day is still young.

The house is a mess, cables are everywhere, my wife is losing faith in my hobby, and the weather is growing colder. I think there are more dark and stormy nights ahead. Stay tuned for my next installment of "The Journey" (Part II) as I bring order out of the chaos and validate my hobby through cunning and clumsy methods. I have not come through the drywall on my

Until next month, KD0HVY clear.

Printed Circuit

Published by SWIARC Inc. in Council Bluffs IA. The club meets 4th Thursdays (except 3rd in November) 7:30PM at the Red Cross on No. 16th St. at 'G' St. in Council Bluffs. Officers for 2012 are:

Rick	KE4YQD	Pres.
Norm	WA0JYD	V.P.
Rich	WA0ZQG	Sec'y
Jim	W0ATU	Treas.
Greg	KG0S	Stn. Trustee

KE4YQD @ Hotmail.com
 WA0JYD @ Cox.net
 WA0ZQG @ Yahoo.com
 W0ATU @ Yahoo.com
 KG0S @ hotmail.com

SWIARC runs a 2M repeater on 146.82 R- and welcomes all users. A club net occurs every Wednesday night at 9PM. There's also a Swap Net at Noon on Saturdays.